

# Product sheet



DX<sup>3</sup> LEGRAND

MCB DX3 6000A 4 pole 2A curve B

REF. 407618 | EAN. 3245064076180

[> Visit e-catalogue](#)

## Product characteristics

- Breaking capacity 6000A according to IEC 60898 - 1 standard for household installations. Tripping threshold in case of short - circuit between 6A and 10A (B curve between 3 In and 5 In)
- Can be supplied either by copper cable, prong busbar (top side or bottom side), fork busbar (bottom side) or Legrand HX3 plug busbar (top side).
- Protected against solid bodies larger than 12,5mm ("fingerproof") : IP20 according to IEC/EN 60529 standard. Maximum level of limitation of the let through energy (energy limitation class 3 according to IEC 60898 - 1 standard).
- Can be equipped with Legrand DX3 auxiliaries, RCD add-on modules and accessories. Can be connected to aluminium cable with terminal accessory n° 4 063 10.
- This device complies with substance-restriction requirements and has been designed in an environmentally conscious process.

## Recommendation / Restriction

- This product should be installed in compliance with installation rules, preferably by a qualified electrician. Incorrect installation and/or incorrect use can lead to risk of electric shock or fire. Before carrying out the installation, read the instructions and take account of the product's specific mounting location. Do not open up, dismantle, alter or modify the device except where specifically required to do so by the instructions. All Legrand products must be opened and repaired exclusively by personnel trained and approved by Legrand. Any unauthorised opening or repair completely cancels all liabilities and the rights to replacement and guarantees. Use only Legrand brand accessories.

## The product's benefits

### Installation

- Fitted with two DIN rail clamps, one top side and one bottom side, allowing an independent removal of this product when the prong busbar supplying the row is still in place.

### Usage

- Fitted with a label holder allowing a clear, visible and convenient identification of the circuit. On and OFF indication printed on the handle respectively on red and green backgrounds for an easy identification of the status of the MCB.

## Documentation

---



### TECHNICAL DOCUMENTATION

-  F01591FR-06.pdf | PDF (2.19Mo)
-  F03693EN-01.pdf | PDF (0.62Mo)
-  F03693FR-01.pdf | PDF (0.71Mo)





### CAD & Design specs / BIM

-  407898.dwg | DWG (0.2Mo)

### CATALOGUE PAGE & OTHERS

-  ex223001\_0076-0077.pdf | PDF (0.2Mo)
-  ex223001\_0065.pdf | PDF (0.1Mo)

### Agreements & Certificates

-  OC / CB-IT-10651 | (0.11Mo)
-  OC / CB-IT-18673 | (0.19Mo)
-  VDE-40034165 | (0.72Mo)
-  OC / CB-IT-24034 | (0.67Mo)
-  LGRP-01959-V01.01-EN.pdf | PDF (0.79Mo)
-  OC / CB-IT-10651/M1 | (0.67Mo)
-  VDE-40047508 | (0.3Mo)
-  OC / CB-IT-23514 | (0.71Mo)